

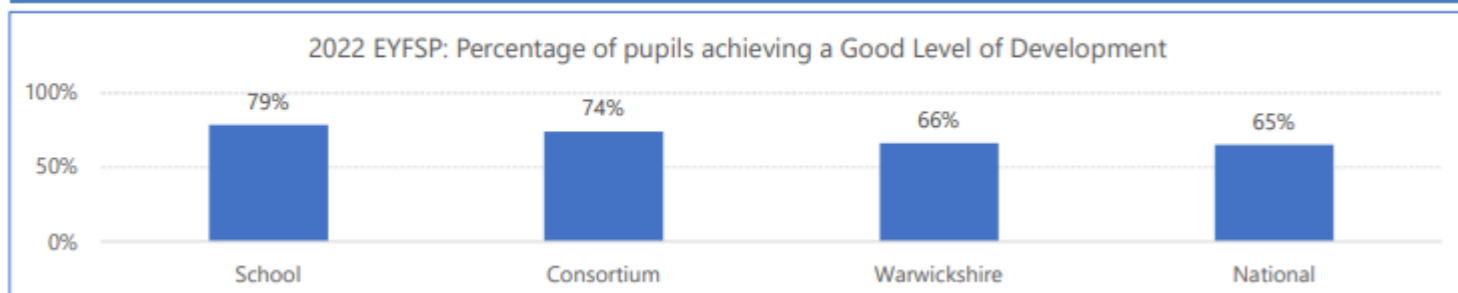
Priors Field Primary School Data Position 2022

This is the first year, after the disruption to assessments caused by the pandemic, that this School Data Position Statement has been produced. It only contains the latest, provisional 2022 Primary Phase assessment results. Comparison to previous years data is not advised. EYFSP results cannot be compared to previous years data due to the change in the framework.

EYFSP: Percentage of pupils awarded expected

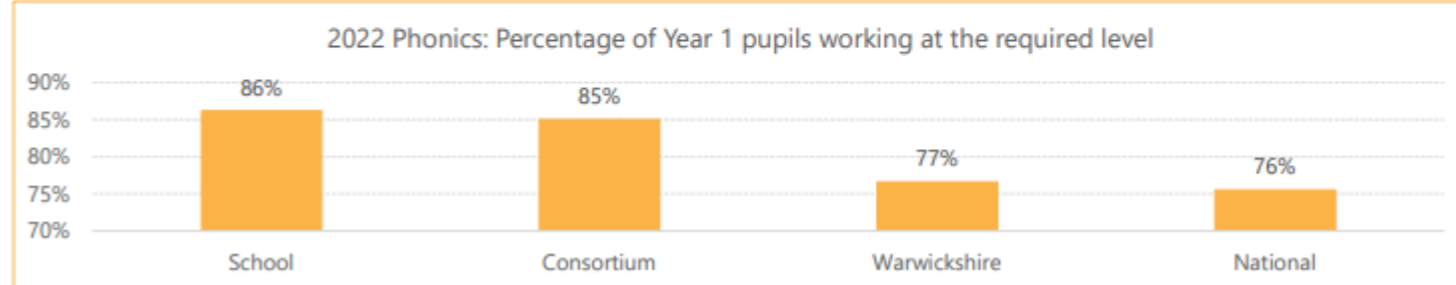
	School	Consortium	Warwickshire	National
	2022	2022	2022	2022
Total Eligible Pupils	28	224	6432	
Good Level of Development (GLD) ⁶	79%	74%	66%	65%

EYFSP: Percentage of pupils awarded expected



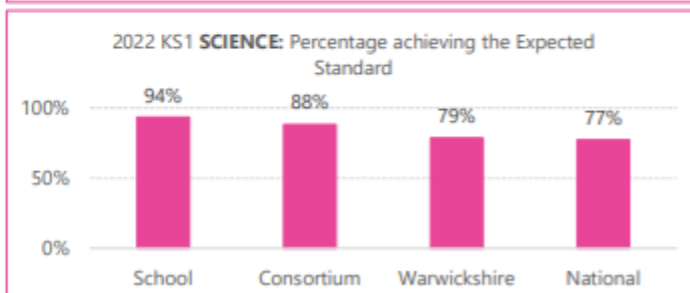
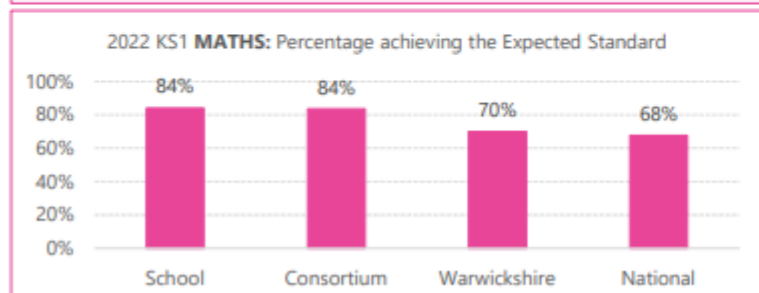
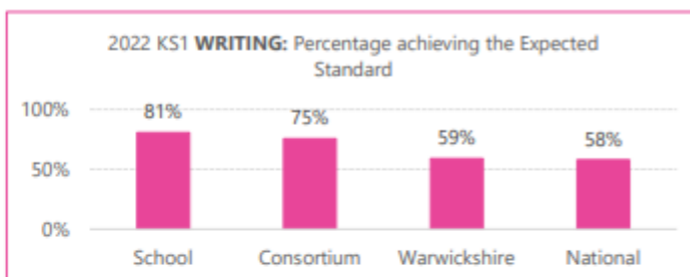
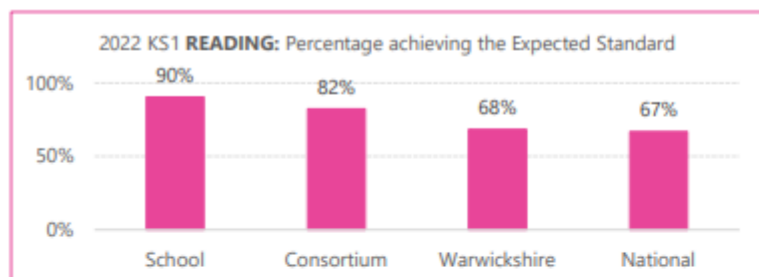
Phonics: Year 1 - % of pupils Working at (Wa) or Working towards (Wt) required level

	School	Consortium	Warwickshire	National
	2022	2022	2022	2022
Year 1 - Total Eligible Pupils	29	267	6497	
Year 1 - Working at (Wa) ⁷	86%	85%	77%	76%
Year 1 - Working towards (Wt) ⁷	14%	14%	21%	



Key Stage 1: Percentage of pupils achieving

	School	Consortium	Warwickshire	National	
	2022	2022	2022	2022	
Total Eligible Pupils	31	280	6528		
Expected Standard and above	Reading	90%	82%	68%	67%
	Writing	81%	75%	59%	58%
	Maths	84%	84%	70%	68%
	Science	94%	88%	79%	77%



Key Stage 2: Percentage of pupils achieving

	School	Consortium	Warwickshire	National	
	2022	2022	2022	2022	
Total Eligible Pupils	31	302	6788		
Expected Standard and above (ALL pupils)	Reading	84%	82%	76%	74%
	Writing	81%	77%	72%	69%
	Maths	84%	75%	71%	71%
	Science	87%	89%	80%	79%
	GPS	90%	82%	74%	72%
	RWM	74%	65%	60%	59%

